

CORRUPTION PERCEPTIONS INDEX 2016

BY DATO' AKHBAR SATAR,
President
Transparency International Malaysia

Date : 25th January 2017
Time : 10:30am
Venue : Royal Selangor Club, Dataran

CORRUPTION PERCEPTIONS INDEX



CPI 2016 IS:

A world map is visible in the background, with countries colored in shades of yellow, orange, and red, representing different corruption perception scores.

A global (176 countries/territories) aggregate Index (up to 13 different data sources) capturing perceptions (experts/business people) of corruption (abuse of power for private gain) in the public sector (public officials and institutions)

THE CPI DOES



- Raise **awareness** at the global level
- **Incentive** for governments to improve
- Cross country and over-time **comparison** of corruption risks in the public sector
- Data contribution to analysis and research
- Corruption risk yardstick for private sector

THE CPI



- CPI is **not** only about comparing bribes reported, the number of prosecutions or corruption court cases.
- But CPI also measures how **effective** investigators, prosecutors, the courts or the media are **investigating** and **exposing corruption**.
- CPI **does not** focus on petty corruption or grand corruption but rather the **extent of corruption**.
- CPI **can** influence foreign investors.

CPI 2016

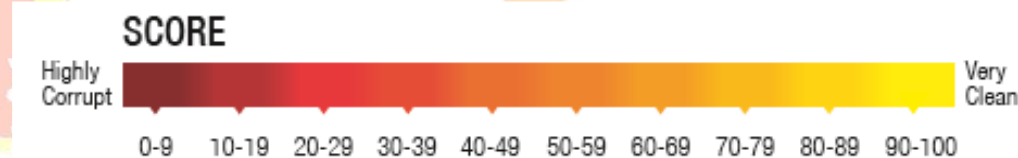


Scores and ranks of 176 countries based on the **perceived** level of corruption in the **public sector**.

A composite index, a combination of surveys and assessments of corruption, collected by a variety of reputable institutions.

Indicator of corruption as determined by expert assessments and opinion surveys

Presented on a scale of 0 - 100
0 = (Highly Corrupt)



CPI 2016



- Draws on up to **13 different** surveys and country assessments from **independent institutions**.
- The assessments were carried out **among experienced observers** such as **business leaders** (MNCs & locals) and **country analysts** (including local experts) gathered in the **past 24 months**.

CPI 2016 SURVEY SOURCES



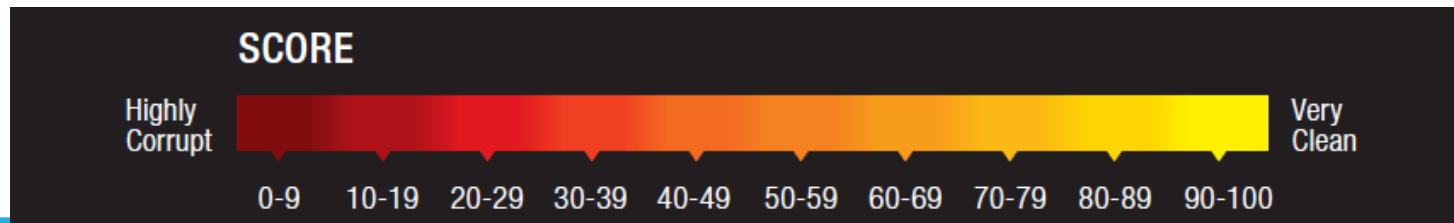
1. African Development Bank Governance Ratings 2015
2. Bertelsmann Foundation Sustainable Governance Indicators 2016
3. Bertelsmann Foundation Transformation Index 2016
4. Economist Intelligence Unit Country Risk Ratings 2016
5. Freedom House Nations in Transit 2016
6. Global Insight Country Risk Ratings 2015
7. IMD World Competitiveness Yearbook 2016
8. Political and Economic Risk Consultancy Asian Intelligence 2016
9. Political Risk Services International Country Risk Guide 2016
10. World Bank - Country Policy and Institutional Assessment 2015
11. World Economic Forum Executive Opinion Survey (EOS) 2016
12. World Justice Project Rule of Law Index 2016
13. Varieties of Democracy (VDEM) Project 2016



CPI 2016: TOP FIVE

Denmark and New Zealand share first place with score of 90, with other Nordic countries following closely, all helped by strong access to information systems and rules governing the behaviour of those in public positions. New Zealand improves 2 points compared to 2015.

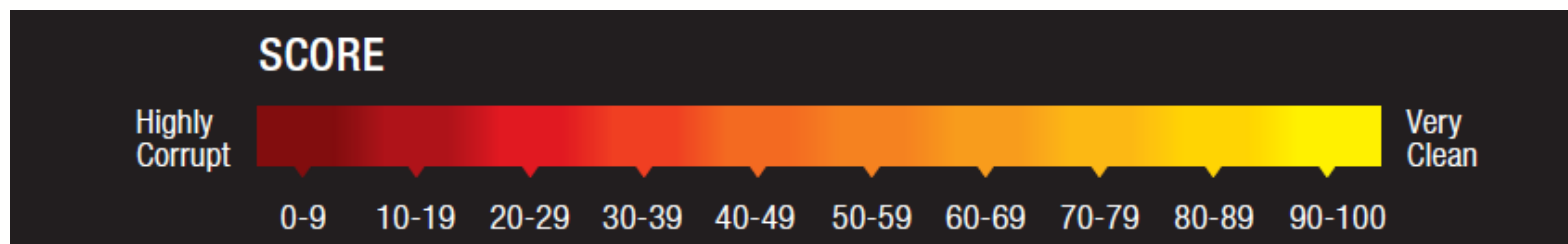
RANK	COUNTRY/TERRITORY	SCORE
1	Denmark	90
1	New Zealand	90
3	Finland	89
4	Sweden	88
5	Switzerland	86
6	Norway	85
7	Singapore	84



CPI 2016: BOTTOM FIVE



RANK	COUNTRY/TERRITORY	SCORE
170	Libya	14
	Yemen	14
	Sudan	14
173	Syria	13
174	Korea North	12
175	South Sudan	11
176	Somalia	10



MAIN MOVERS SINCE 2012



	COUNTRY/TERRITORY	
	GREECE SENEGAL UNITED KINGDOM AUSTRIA LATVIA	CZECH REPUBLIC ALBANIA INDONESIA SLOVAKIA
	YEMEN HUNGARY MALAWI AUSTRALIA TURKEY BRAZIL MADAGASCAR	SPAIN MEXICO MOZAMBIQUE SRI LANKA TANZANIA UGANDA GAMBIA JAPAN

CPI 2015: MALAYSIA



Corruption Perceptions Index 2015



CPI Score : 50 / 100

Country Rank : 54 / 168

CPI 2016: MALAYSIA



Corruption Perceptions Index 2016



CPI Score : ?? / 100

Country Rank : ?? / 176

CPI 2016: MALAYSIA



Corruption Perceptions Index 2016



CPI Score : 49 / 100

Country Rank : 55 / 176

CPI 2012 – 2016 : MALAYSIA



Year	2012	2013	2014	2015	2016
Ranking	54	53	50	54	55 ↓
Score	49	50	52	50	49 ↓
Countries	176	177	175	168	176

- The following countries added in CPI 2016 – Maldives (36/100), Solomon Island (42/100), Grenada (56/100), Brunei (58/100), Dominica (59/100), Saint Lucia (60/100), Saint Vincent & Grenadines (60/100), Barbados (61/100) and Bahamas (66/100).
- Brunei was not included in CPI 2014 and CPI 2015 , while Seychelles which was included in CPI 2015 is no longer included in the 2016 CPI











8 SURVEYS USED – MALAYSIA



1. Bertelsmann Foundation Transformation Index (49)
2. Economist Intelligence Unit Country Risk Ratings (54)
3. Global Insight Country Risk Ratings (59)
4. IMD World Competitiveness Yearbook (52)
5. Political and Economic Risk Consultancy Asian Intelligence (44)
6. Political Risk Services International Country Risk Guide (41)
7. World Economic Forum Executive Opinion Survey (EOS) (56)
8. World Justice Project Rule of Law Index (41)











Total: 396

$$\begin{aligned} \text{Aggregate CPI Score} &= 396/8 \\ &= 49 \end{aligned}$$

ASEAN's CORRUPTION PERCEPTION INDEX FOR THE YEAR 2016	Rank (Out of 176 Countries)	Score (0 for highly corrupt and 100 for highly clean)
 Singapore	7	84
 Brunei	41	58
 Malaysia	55	49
 Indonesia	90	37
 Philippines	101	35
 Thailand	101	35
 Vietnam	113	33
 Laos	123	30
 Myanmar	136	28
 Cambodia	156	21

SCORES OF ASEAN COUNTRIES



ASEAN COUNTRIES	Country Score		Rank	
	2015	2016	2015	2016
 Singapore	85	84 ↓	8	7 ↑
 Brunei	60 (2013)	58 ↓	38 (2013)	41 ↓
 Malaysia	50	49 ↓	54	55 ↓
 Indonesia	36	37 ↑	88	90 ↓
 Philippines	35	35	95	101 ↓
 Thailand	38	35 ↓	76	101 ↓
 Vietnam	31	33 ↑	112	113 ↓
 Laos	25	30 ↑	139	123 ↑
 Myanmar	22	28 ↑	147	136 ↑
 Cambodia	21	21	150	156 ↓

GLOBAL SCORES & RANKINGS



RANK	COUNTRY/TERRITORY	SCORE	RANK	COUNTRY/TERRITORY	SCORE	RANK	COUNTRY/TERRITORY	SCORE
1	Denmark	90	21	Uruguay	71	41	Brunei	58
1	New Zealand	90	22	Estonia	70	41	Costa Rica	58
3	Finland	89	23	France	69	41	Spain	58
4	Sweden	88	24	Bahamas	66	44	Georgia	57
5	Switzerland	86	24	Chile	66	44	Latvia	57
6	Norway	85	24	United Arab Emirates	66	46	Grenada	56
7	Singapore	84	27	Bhutan	65	47	Cyprus	55
8	Netherlands	83	28	Israel	64	47	Czech Republic	55
9	Canada	82	29	Poland	62	47	Malta	55
10	Germany	81	29	Portugal	62	50	Mauritius	54
10	Luxembourg	81	31	Barbados	61	50	Rwanda	54
10	United Kingdom	81	31	Qatar	61	52	Korea (South)	53
13	Australia	79	31	Slovenia	61	53	Namibia	52
14	Iceland	78	31	Taiwan	61	54	Slovakia	51
15	Belgium	77	35	Botswana	60	55	Croatia	49
15	Hong Kong	77	35	Saint Lucia	60	55	Malaysia	49
17	Austria	75	35	Saint Vincent and The Grenadines	60	57	Hungary	48
18	United States	74	38	Cape Verde	59	57	Jordan	48
19	Ireland	73	38	Dominica	59	57	Romania	48
20	Japan	72	38	Lithuania	59	60	Cuba	47

GLOBAL SCORES & RANKINGS



			RANK	COUNTRY/TERRITORY	SCORE			
60	Italy	47				95	Sri Lanka	36
62	Sao Tome and Principe	46	79	China	40	101	Gabon	35
62	Saudi Arabia	46	79	India	40	101	Niger	35
64	Montenegro	45	83	Albania	39	101	Peru	35
64	Oman	45	83	Bosnia and Herzegovina	39	101	Philippines	35
64	Senegal	45	83	Jamaica	39	101	Thailand	35
64	South Africa	45	83	Lesotho	39	101	Timor-Leste	35
64	Suriname	45	83	Mongolia	38	101	Trinidad and Tobago	35
69	Greece	44	87	Panama	38	108	Algeria	34
70	Bahrain	43	87	Zambia	38	108	Côte d'Ivoire	34
70	Ghana	43	90	Colombia	37	108	Egypt	34
72	Burkina Faso	42	90	Indonesia	37	108	Ethiopia	34
72	Serbia	42	90	Liberia	37	108	Guyana	34
72	Solomon Islands	42	90	Morocco	37	113	Armenia	33
75	Bulgaria	41	90	The FYR of Macedonia	37	113	Bolivia	33
75	Kuwait	41	95	Argentina	36	113	Vietnam	33
75	Tunisia	41	95	Benin	36	116	Mali	32
75	Turkey	41	95	El Salvador	36	116	Pakistan	32
79	Belarus	40	95	Kosovo	36	116	Tanzania	32
79	Brazil	40	95	Maldives	36	116	Togo	32

GLOBAL SCORES & RANKINGS



RANK	COUNTRY/TERRITORY	SCORE	RANK	COUNTRY/TERRITORY	SCORE
120	Dominican Republic	31	136	Myanmar	28
120	Ecuador	31	136	Nigeria	28
120	Malawi	31	136	Papua New Guinea	28
123	Azerbaijan	30	142	Guinea	27
123	Djibouti	30	142	Mauritania	27
123	Honduras	30	142	Mozambique	27
123	Laos	30	145	Bangladesh	26
123	Mexico	30	145	Cameroon	26
123	Moldova	30	145	Gambia	26
123	Paraguay	30	145	Kenya	26
123	Sierra Leone	30	145	Madagascar	26
131	Iran	29	145	Nicaragua	26
131	Kazakhstan	29	145	Tajikistan	25
131	Nepal	29	151	Uganda	25
131	Russia	29	153	Comoros	24
131	Ukraine	29	154	Turkmenistan	22
136	Guatemala	28	154	Zimbabwe	22
136	Kyrgyzstan	28	156	Cambodia	21
136	Lebanon	28	156	Democratic Republic of Congo	21
			156	Uzbekistan	21
			159	Burundi	20
			159	Central African Republic	20
			159	Chad	20
			159	Haiti	20
			159	Republic of Congo	20
			164	Angola	18
			164	Eritrea	18
			166	Iraq	17
			166	Venezuela	17
			168	Guinea-Bissau	16
			169	Afghanistan	15
			170	Libya	14
			170	Sudan	14
			170	Yemen	14
			173	Syria	13
			174	Korea (North)	12
			175	South Sudan	11
			176	Somalia	10



COUNTRIES WITH NEAREST SCORES TO MALAYSIA

Country Ranking	Country	Country Score
53	Namibia	52
54	Slovakia	51
55	Croatia, Malaysia	49
57	Hungary, Romania, Jordan	48
60	Cuba, Italy	47



TI-M'S CONCERNS

- Lack political will in tackling corruption - lip service so far not walking the talk
- Systematic corruption – a vast network of people who stole and hoarded money
- Corruption in public service (federal, state and local government)
- Corporate liability in Malaysia remains to be seen if it will be implemented
- Access to information are crucial for transparency

TI-M'S RECOMMENDATIONS



- Leadership by example
- Public central **registries** of company **beneficial ownership** should be established.
- Introduction of **corporate liability provision** into current legislation
- Make **ISO 37001 Anti-Bribery Management System** a pre-requisite for all government suppliers.

TI-M'S RECOMMENDATIONS



- Make the government more transparent by introducing **access to information laws** at federal and state level
- Any form of **Middle-man** “agents” who promote themselves as being able to procure government contracts **should be eliminated.**

TI-M'S RECOMMENDATIONS



- The cost of mega projects should be **transparent** and **monitored** by **oversight committee** to prevent unreasonable profit margins
- Improve service delivery process: simplify work process, setting up business, getting foreign maids and traffic summons to minimize corruption image of the country

CONCLUSIONS



- Governments must **commit to actions** that reduce corruption and inequality, ensure more effective and accountable public services, as part of achieving the Sustainable Development Goals by 2030.



thank
you!





www.transparency.org.my

Email: ti-malaysia@transparency.org.my

Tel: +603-79606630

Fax: +603-79608690

Facebook: www.facebook.com/timalaysia

Twitter: [@TI_Malaysia](https://twitter.com/TI_Malaysia)

© 2017 Transparency International Malaysia. All rights reserved.