

CORRUPTION PERCEPTIONS INDEX



CORRUPTION PERCEPTIONS INDEX (CPI) 2014

SURVEY RESULTS

Date: Wednesday 3rd December 2014

Time: 2.00pm

Venue: Armada Hotel Petaling Jaya

THE CORRUPTION PERCEPTIONS INDEX (CPI) 2014 IS:



**A global (175 countries/territories)
aggregate Index (up to 12 different data sources)
capturing perceptions (experts/business people)
of corruption (abuse of power for private gain)
in the public sector (public officials and institutions)**

THE CORRUPTION PERCEPTIONS INDEX (CPI) 2014 DOES :



- ❖ **Raise awareness at the global level**
- ❖ **Incentive for governments to improve**
- ❖ **Cross country and over-time comparison of corruption risks in the public sector**
- ❖ **Data contribution to analysis and research**

CORRUPTION PERCEPTIONS INDEX 2014

Scores and ranks 175 countries based on the perceived level of corruption in the public sector.

A composite index, a combination of surveys and assessments of corruption, collected by a variety of reputable institutions. Indicator of corruption as determined by expert assessments and opinion surveys

Presented on a scale of 0 - 100

0 = (Highly Corrupt)

100 = (Very Clean)

CORRUPTION PERCEPTIONS INDEX 2014

It is NOT only about comparing bribes reported, the number of prosecutions or corruption court cases but also how effective investigators, prosecutors, the courts or the media are in investigating and exposing corruption.

Draws on up to 12 different surveys and country assessments from independent institutions carried out among experienced observers such as business leaders (MNCs & locals) and country analysts (including local experts) gathered in the past 24 months.

Does not focus specifically on petty corruption nor exclusively on grand corruption but rather the extent of corruption. But can influence foreign investors.

12 SURVEY REPORTS USED FOR COMPUTATION OF CPI

1. Bertelsmann Foundation Transformation Index 2014
2. Economist Intelligence Unit Country Risk Ratings 2014
3. Global Insight Country Risk Ratings 2014
4. IMD World Competitiveness Yearbook 2014
5. Political and Economic Risk Consultancy Asian Intelligence 2014
6. Political Risk Services International Country Risk Guide 2014
7. World Economic Forum Executive Opinion Survey (EOS) 2014
8. World Justice Project Rule of Law Index 2014
9. Freedom House Nations in Transit 2013
10. World Bank - Country Policy and Institutional Assessment 2013
11. African Development Bank Governance Ratings 2013
12. Bertelsmann Foundation Sustainable Governance Indicators 2014

CPI 2013 : MALAYSIA

Corruption Perceptions Index 2013



Country Rank : 53 / 177
CPI Score : 50 / 100

CPI 2014 : MALAYSIA



Corruption Perceptions Index 2014



Country Rank : 50 / 175
CPI Score : 52 / 100

CPI 2004 - 2014 : MALAYSIA



Year	2013	2014	
Ranking	53	50	Improved
Score	50	52	Improved
Countries	177	175	

Year	2004	05	06	07	08	09	10	11	12	13	14
Rank	39	39	44	43	47	56	56	60	54	53	50
Score	5.0	5.1	5.0	5.1	5.1	4.5	4.4	4.3	4.9	5.0	5.2
Countries	145	158	163	179	180	180	178	183	176	177	175

2004-2010 presented on a scale of 0-10 0 (Highly corrupt)10 (Very clean)

2011-2014 presented on a scale of 0 – 100 0 (Highly Corrupt) 100 (Very Clean)

8 SURVEYS USED - MALAYSIA

- 
1. Bertelsmann Foundation Transformation Index 2014 (49)
 2. Economist Intelligence Unit Country Risk Ratings 2014 (54)
 3. Global Insight Country Risk Ratings 2014 (42)
 4. IMD World Competitiveness Yearbook 2014 (58)
 5. Political and Economic Risk Consultancy Asian Intelligence 2014 (50)
 6. **Political Risk Services International Country Risk Guide 2014 (41)**
 7. World Economic Forum Executive Opinion Survey (EOS) 2014 (64)
 8. World Justice Project Rule of Law Index 2014 (57)

Total: 415

$$\begin{aligned} \text{Aggregate CPI Score} &= 415/8 \\ &= 52 \end{aligned}$$

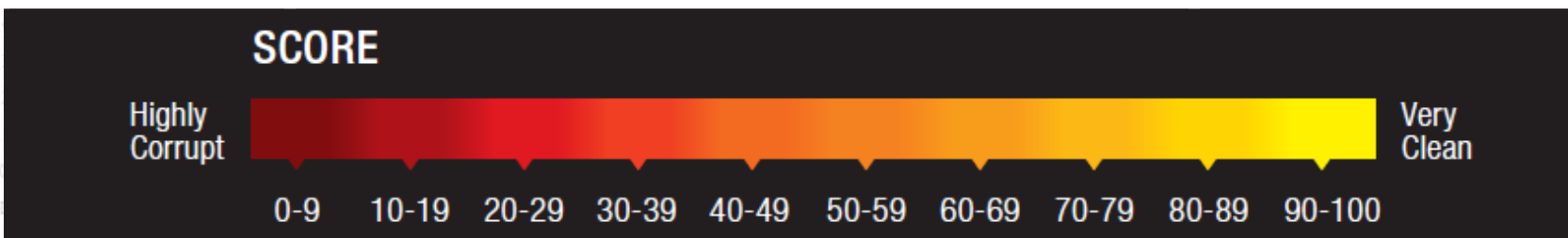
CPI 2014: TOP FIVE



TRANSPARENCY
INTERNATIONAL
MALAYSIA

Denmark maintains first place with score of 92 (2013:91), helped by strong access to information systems and rules governing the behaviour of those in public positions.

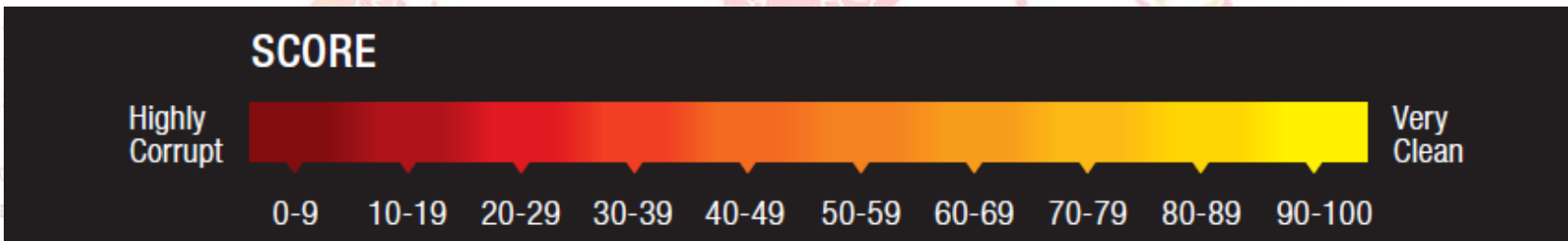
RANK	COUNTRY/TERRITORY	SCORE
1	DENMARK	92
2	NEW ZEALAND	91
3	FINLAND	89
4	SWEDEN	87
5	NORWAY	86
5	SWITZERLAND	86



CPI 2014: BOTTOM FIVE

North Korea and Somalia once again cling to the bottom rung of the index. In these countries the lack of leaders who are accountable and effective public institutions underscore the need to take a much stronger stance against corruption.

RANK	COUNTRY/TERRITORY	SCORE
171	SOUTH SUDAN	15
172	AFGHANISTAN	12
173	SUDAN	11
174	NORTH KOREA	8
174	SOMALIA	8



SCORES OF ASEAN COUNTRIES

Rank	ASEAN	Position (175)	CPI Score	GDP per capita
1	Singapore	7	84	55,182
2	Malaysia	50	52	11,513
3	Philippines	85	38	2,765
4	Thailand	85	38	5,779
5	Indonesia	107	34	3,475
6	Vietnam	119	31	1,911
7	Laos	145	25	1,646
8	Myanmar	156	21	N/A
9	Cambodia	166	21	1,008
10	Brunei	N/A	N/A	38,563

GLOBAL SCORES AND RANKINGS

RANK	COUNTRY	SCORE	RANK	COUNTRY	SCORE	RANK	COUNTRY	SCORE	RANK	COUNTRY	SCORE
1	Denmark	92	23	Austria	72	43	Malta	55	67	Kuwait	44
2	New Zealand	91	24	Bahamas	71	43	Seychelles	55	67	South Africa	44
3	Finland	89	25	United Arab Emirates	70	47	Costa Rica	54	69	Brazil	43
4	Sweden	87	26	Estonia	69	47	Hungary	54	69	Bulgaria	43
5	Norway	86	26	France	69	47	Mauritius	54	69	Greece	43
5	Switzerland	86	26	Qatar	69	50	Georgia	52	69	Italy	43
7	Singapore	84	29	St Vincent	67	50	Malaysia	52	69	Romania	43
8	Netherlands	83	30	Bhutan	65	50	Samoa	52	69	Senegal	43
9	Luxembourg	82	31	Botswana	63	53	Czech Republic	51	69	Swaziland	43
10	Canada	81	31	Cyprus	63	54	Slovakia	50	76	Montenegro	42
11	Australia	80	31	Portugal	63	55	Bahrain	49	76	Sao Tome	42
12	Germany	79	31	Puerto Rico	63	55	Jordan	49	78	Serbia	41
12	Iceland	79	35	Poland	61	55	Lesotho	49	79	Tunisia	40
14	United Kingdom	78	35	Taiwan	61	55	Namibia	49	80	Benin	39
15	Belgium	76	37	Israel	60	55	Rwanda	49	80	Bosnia	39
15	Japan	76	37	Spain	60	55	Saudi Arabia	49	80	El Salvador	39
17	Barbados	74	39	Dominica	58	61	Croatia	48	80	Mongolia	39
17	Hong Kong	74	39	Lithuania	58	61	Ghana	48	80	Morroco	39
17	Ireland	74	39	Slovenia	58	63	Cuba	46	85	Burkina Faso	38
17	United States	74	42	Cape Verde	57	64	Oman	45	85	India	38
21	Chile	73	43	South Korea	55	64	Macedonia	45	85	Jamaica	38
21	Uruguay	73	43	Latvia	55	64	Turkey	45	85	Peru	38

GLOBAL SCORES AND RANKINGS:

RANK	COUNTRY	SCORE	RANK	COUNTRY	SCORE	RANK	COUNTRY	SCORE	RANK	COUNTRY	SCORE
85	Philippines	38	110	Ecuador	33	133	Madagascar	28	154	Congo	22
85	Sri Lanka	38	110	Ethiopia	33	133	Nicaragua	28	156	Cambodia	21
85	Thailand	38	110	Kosovo	33	133	Timor-Leste	28	156	Myanmar	21
85	Trinidad & Tobago	38	110	Malawi	33	136	Cameroon	27	156	Zimbabwe	21
85	Zambia	38	115	Cote d'Ivoire	32	136	Iran	27	159	Burundi	20
94	Armenia	37	115	Dominican Republic	32	136	Kyrgyzstan	27	159	Syria	20
94	Colombia	37	115	Guatemala	32	136	Lebanon	27	161	Angola	19
94	Egypt	37	115	Mali	32	136	Nigeria	27	161	Guinea-Bissau	19
94	Gabon	37	119	Belarus	31	136	Russia	27	161	Haiti	19
94	Liberia	37	119	Mozambique	31	142	Comoros	26	161	Venezuela	19
94	Panama	37	119	Sierra Leone	31	142	Uganda	26	161	Yemen	19
100	Algeria	36	119	Tanzania	31	142	Ukraine	26	166	Eritrea	18
100	China	36	119	Vietnam	31	145	Bangladesh	25	166	Libya	18
100	Surinam	36	124	Guyana	30	145	Guinea	25	166	Uzbekistan	18
103	Bolivia	35	124	Mauritania	30	145	Kenya	25	169	Turkmenistan	17
103	Mexico	35	126	Azerbaijan	29	145	Laos	25	170	Iraq	16
103	Moldova	35	126	Gambia	29	145	Papua New Guinea	25	171	South Sudan	15
103	Niger	35	126	Honduras	29	150	Central African Rep	24	172	Afghanistan	12
107	Argentina	34	126	Kazakhstan	29	150	Paraguay	24	173	Sudan	11
107	Djibouti	34	126	Nepal	29	152	Congo Republic	23	174	North Korea	8
107	Indonesia	34	126	Pakistan	29	152	Tajikistan	23	174	Somalia	8
110	Albania	33	126	Togo	29	154	Chad	22			

TI-M'S RECOMMENDATIONS ARE AS FOLLOWS:

1. TONE AT THE TOP

- ❖ **Leadership by Example**
 - **Stronger political will must be shown!**
 - **Survey Malaysian Corruption Barometer 2014**
 - **Political parties perceived as the most corrupt**
 - **Declaration of assets**

- ❖ **Amend Section 36 of the MACC Act**
 - **Close loopholes for abuse**
 - **No power to require a declaration of assets without initiating a corruption investigation**

TI-M RECOMMENDATIONS

2. POLITICAL FINANCING

- ❖ **Need a comprehensive regulation**
 - **Implement TI-M's recommendations for reforms of political financing for political parties to be more transparent and accountable in how they receive and spend political donations.**
 - **Political contributions should be channelled into party accounts and not individuals**
 - **All contributions must be recorded and audited to show transparency**
 - **Both political divides must comply with all of the above**

TI-M RECOMMENDATIONS

3. BENEFICIAL OWNERSHIP

- ❖ To establish a public registry of beneficial owners' information for all Malaysian companies to uncover the real owners
 - To improve the transparency of ownership control
 - Crack down on corruption and money laundering
 - To achieve a stronger investment climate
 - To prevent from losing further revenue

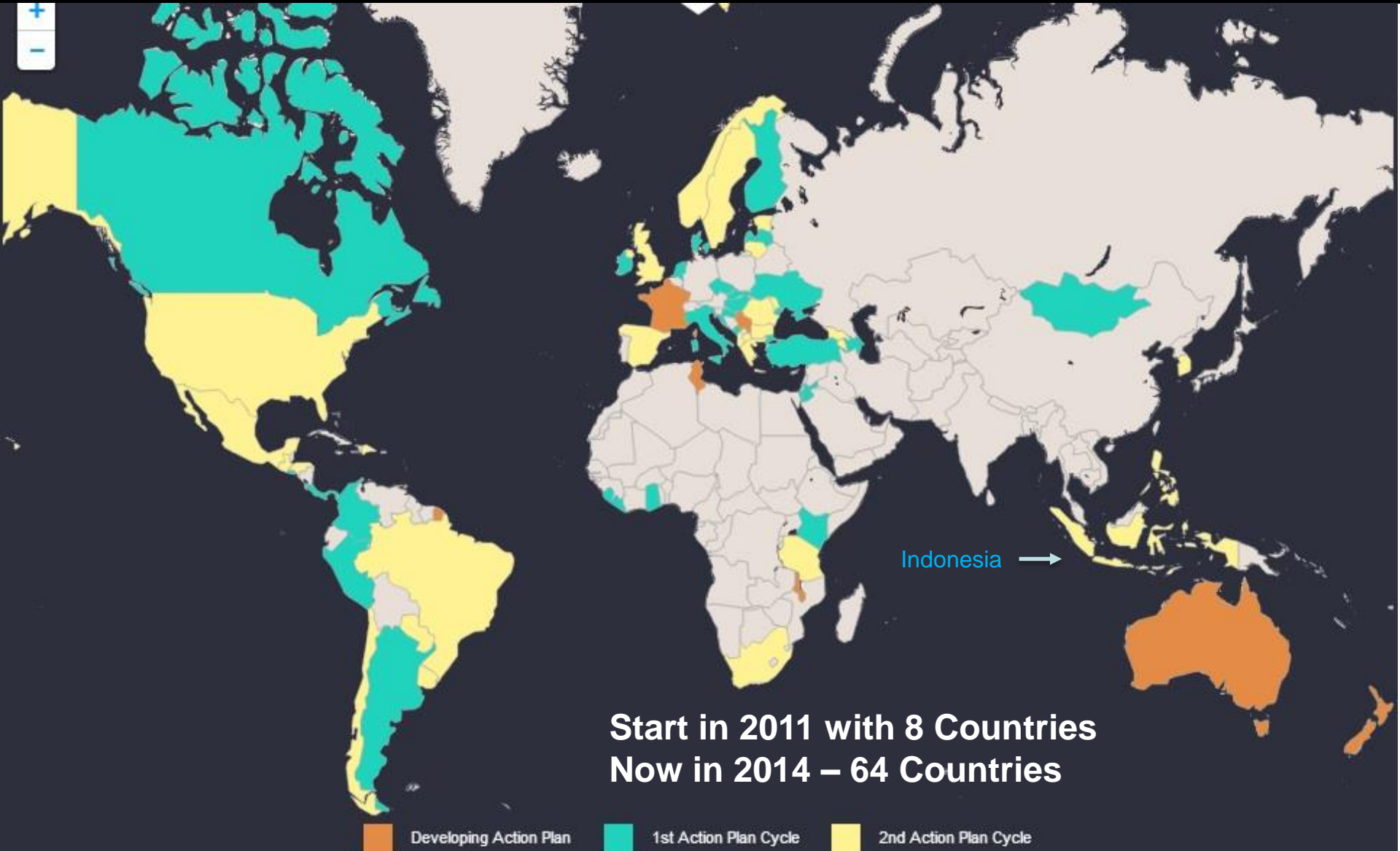
TI-M RECOMMENDATIONS

4 . OPEN GOVERNMENT PARTNERSHIP

Open
Government
Partnership

- ❖ A global platform that allows the government and civil society to work hand in hand towards national transformation
- ❖ To achieve a more open, transparent, effective and accountable government, responsive to citizens which utilises technology for support openness, accountability and to fight corruption effectively.

OPEN GOVERNMENT PARTNERSHIP



TI-M RECOMMENDATIONS

5. PROCUREMENT

❖ Practice Open Tender

- All projects / contracts should be awarded through open tenders and competitive bidding
- MoF and UKAS should be more transparent – publish **ALL contracts (including direct negotiation) online**
- Ensure full implementation of TI's Integrity Pacts in all public procurement
- Amend Section 23 of the MACC Act to close the loopholes in awarding projects / contracts.

TI-M RECOMMENDATIONS

6. TASK FORCE

Establish A Multi-Disciplinary Task Force by Auditor-General Department to work collectively with Integrity Unit of each Ministry with intervention powers.

A world map is visible in the background, colored in shades of yellow, orange, and pink. The map shows the outlines of continents and countries.

TI-M RECOMMENDATIONS

7. STRONGER REGIONAL GOVERNANCE

- ❖ **Malaysia should spearhead an ASEAN Anti-Corruption Action Plan, when it takes over the Chairmanship of ASEAN next year – to achieve high income economy**

- ❖ **Corruption harm emerging ASEAN economy :**
 - **A threat to regional economic growth & financial stability**
 - **It impedes cross-border investment and trade**
 - **Affects income inequality and poverty**
 - **The savings we make if there's less corruption can be used to reduce further poverty problems in this region.**

WALK AGAINST CORRUPTION



Walk Against Corruption

A Nation Free of **Corruption** Starts with You



TI-Malaysia celebrates International Anti-Corruption Day



In collaboration with other Non-Governmental Organisations (NGOs)

Date : Saturday 13th December 2014

Registration : 7.00am

Venue : Taman Tasik Titiwangsa

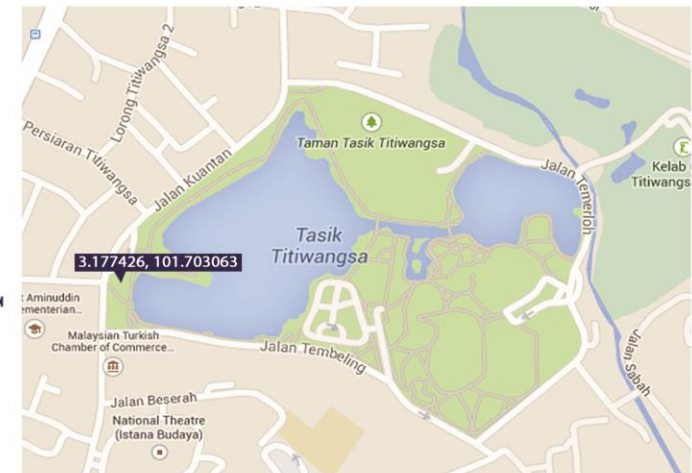
The event will also include: exhibition and NGO booths, speeches from leading activists, performances and lucky draw

Please pre-register via our website www.transparency.org.my/events

**For more information, please feel free to contact us via:*

✉ walk-against-corruption14@transparency.org.my ☎ 03 - 7960 6630

Map Location



LASTLY, BUT HARDLY THE LEAST

Thank you very much!
Comments and Questions.



603-7960 6630



www.transparency.org.my



ti-malaysia@transparency.org.my



facebook.com/timalaysia



[@ti_malaysia](https://twitter.com/ti_malaysia)



**TRANSPARENCY
INTERNATIONAL
MALAYSIA**